



Teileliste
Spare Parts List

SP 460; SP ...

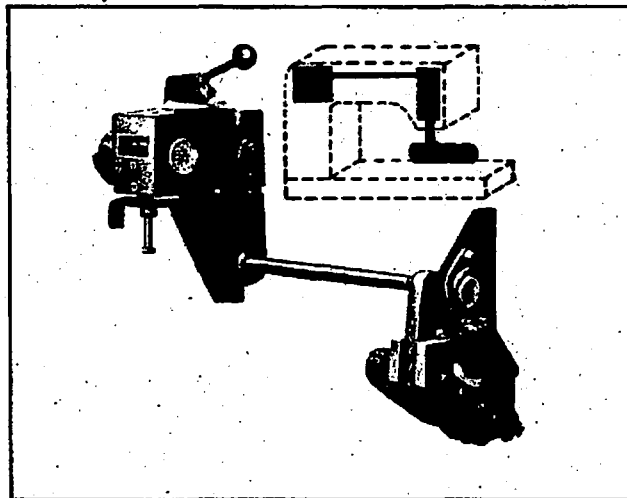
DÜRKOPP ADLER AG

Postfach 6 · D-4800 Bielefeld 1 · Potsdamer Straße 190 · Telefon (0521) 556-01
Telex 932400-0 dw d · Telefax (0521) 556 13 15

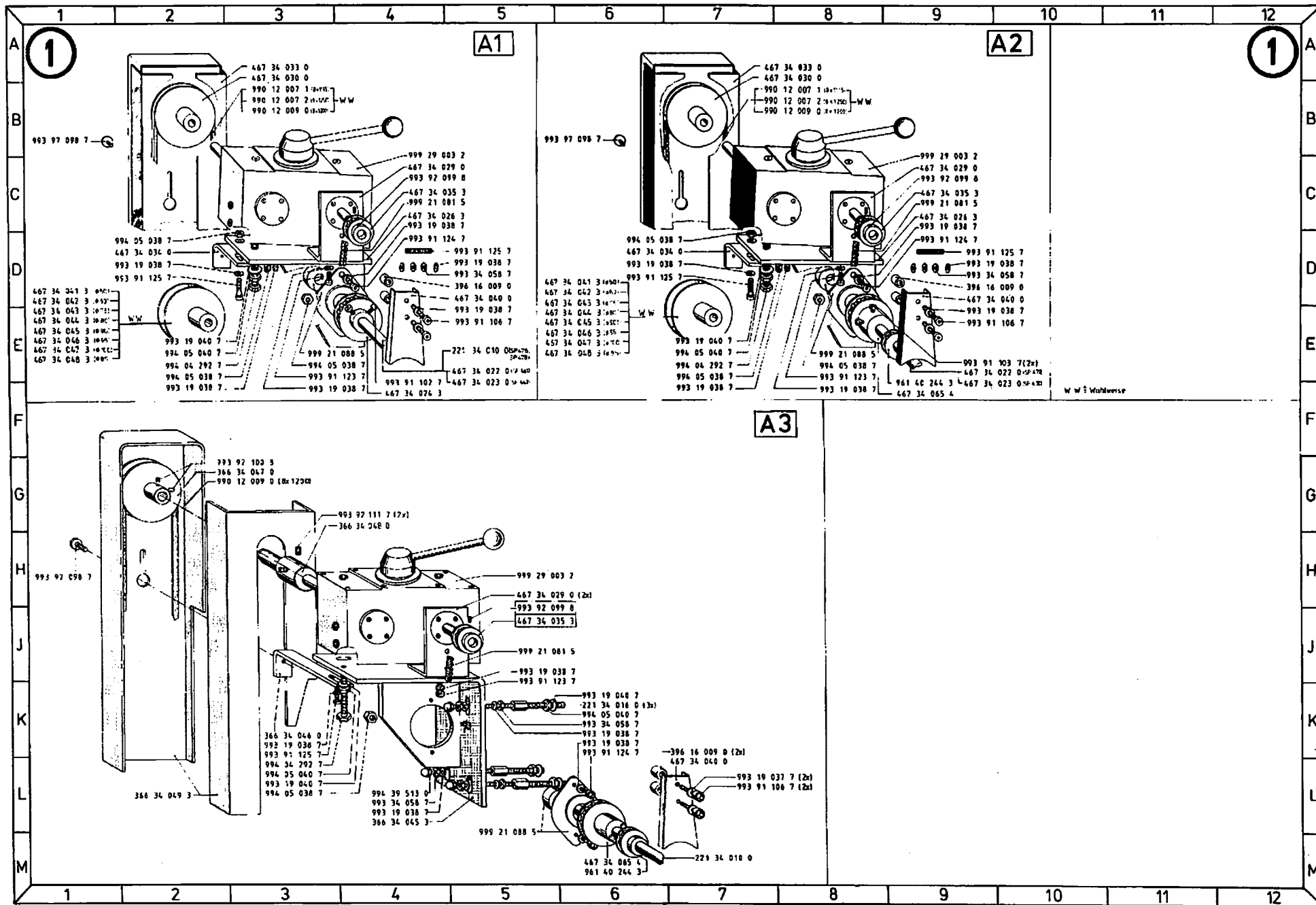


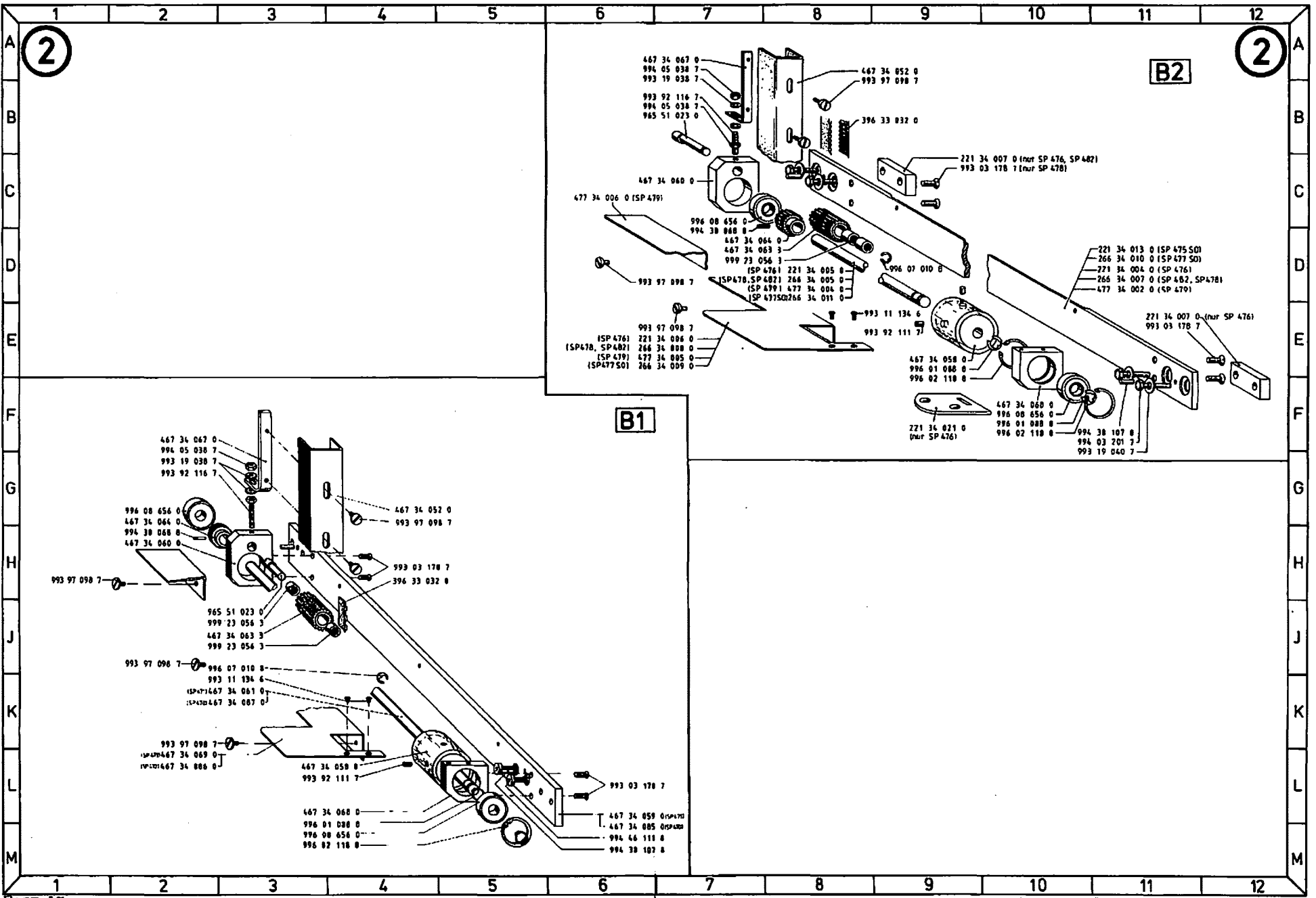
Teileliste
Spare Parts List

SP 460; SP...

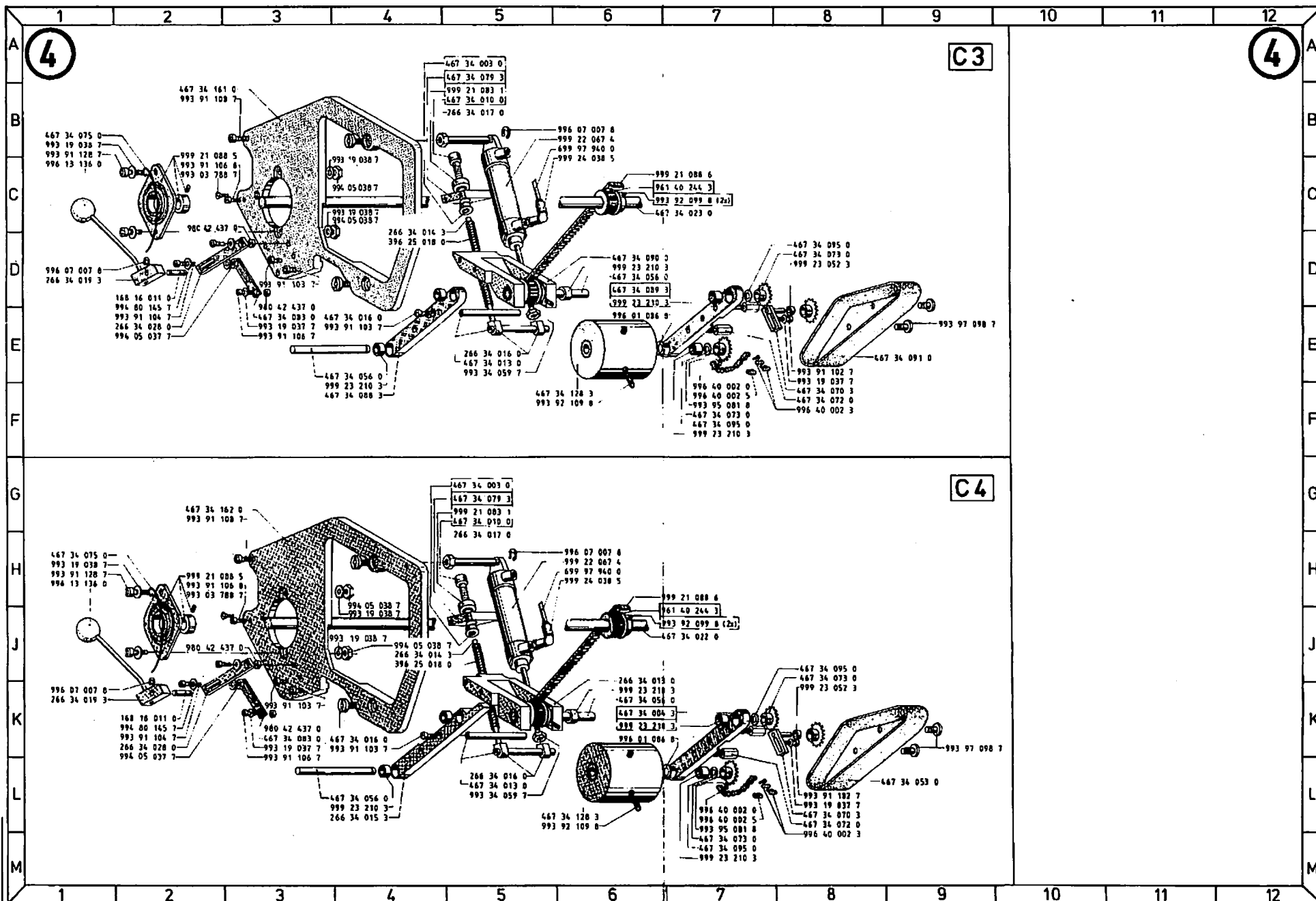


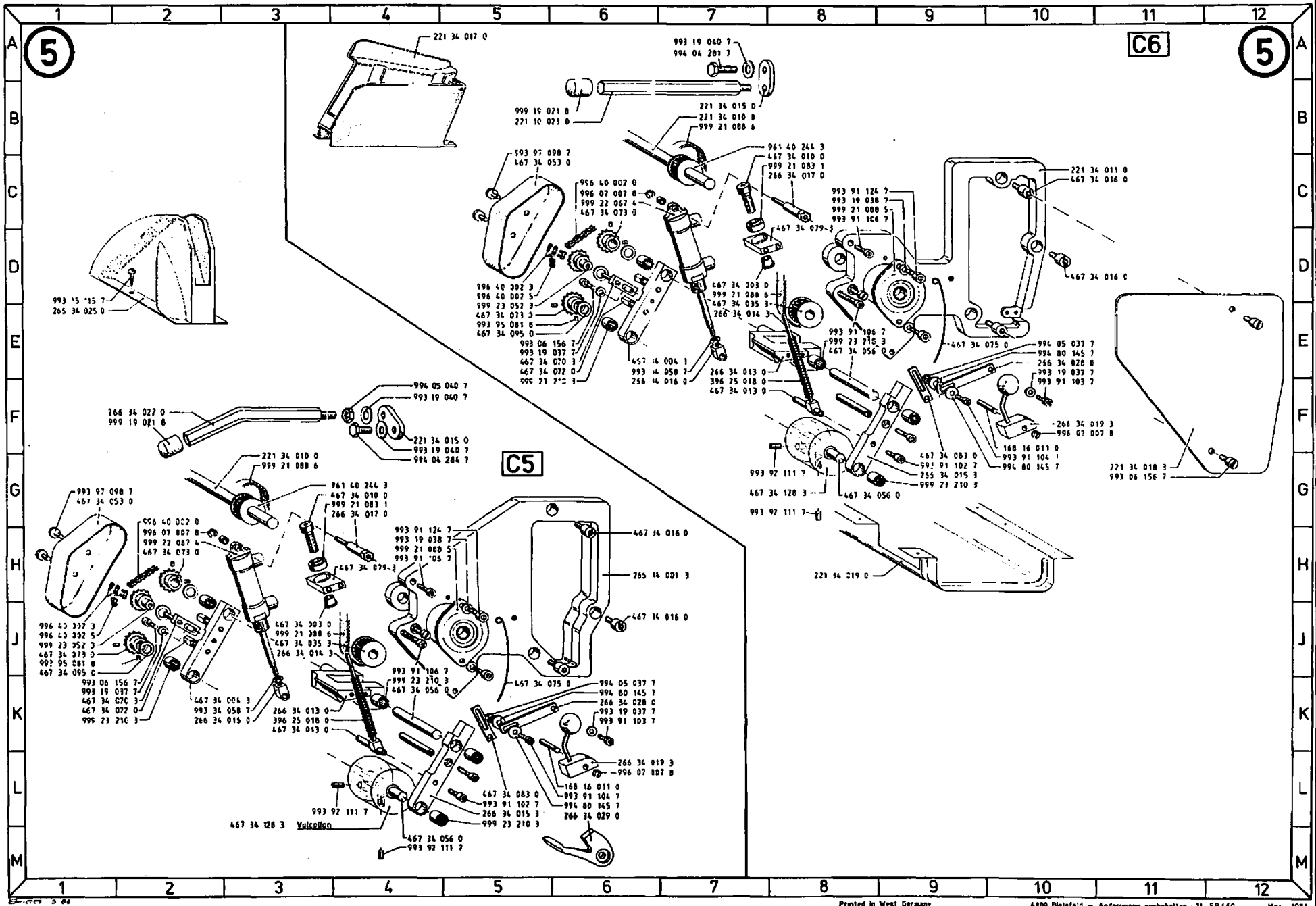
Klasse Class		Teile Nr. Part No.	A1	A2	A3	B1	B2	C1	C2	C3	C4	C5	C6	C7	E1	
467-767	SP460	467 34 751 9	●					●								
467-65	SP461	467 34 752 9	●					●								
467-767	SP470	467 34 754 9		●		●				●						
467-65	SP471	467 34 753 9		●		●					●					
550-21	SP473	467 34 755 4	siehe Teileliste 550-21 (see parts list 550-21)													
221-50	SP475S0	221 34 752 4		●			●						●			
221-76	SP476	221 34 753 9		●			●						●			
266-...	SP477S0	266 34 750 9		●			●					●			●	
266-76	SP478	266 34 751 9		●			●					●			●	
477	SP479	477 34 751 9		●			●		●							
366	SP482	366 34 751 9			●		●							●		

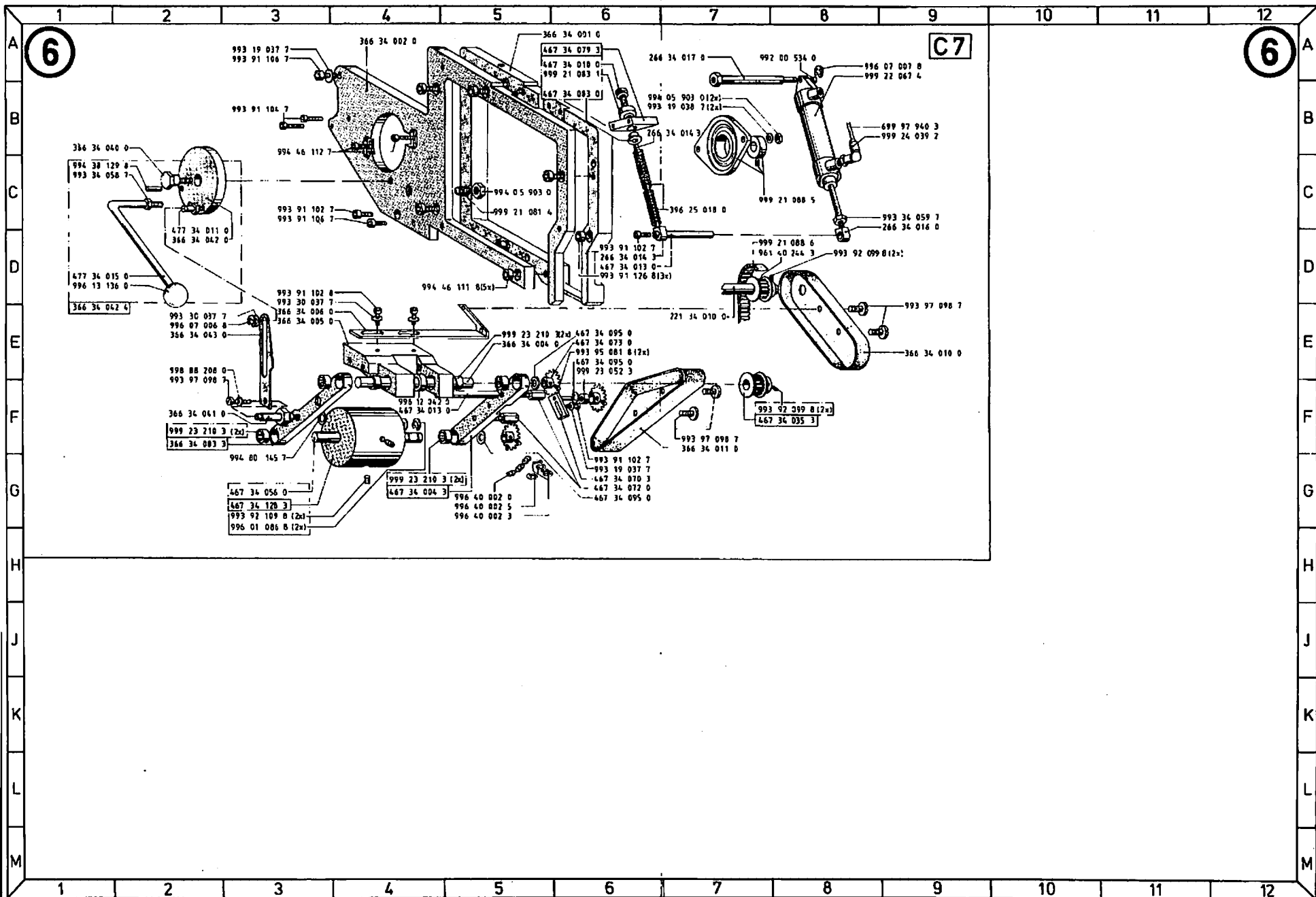


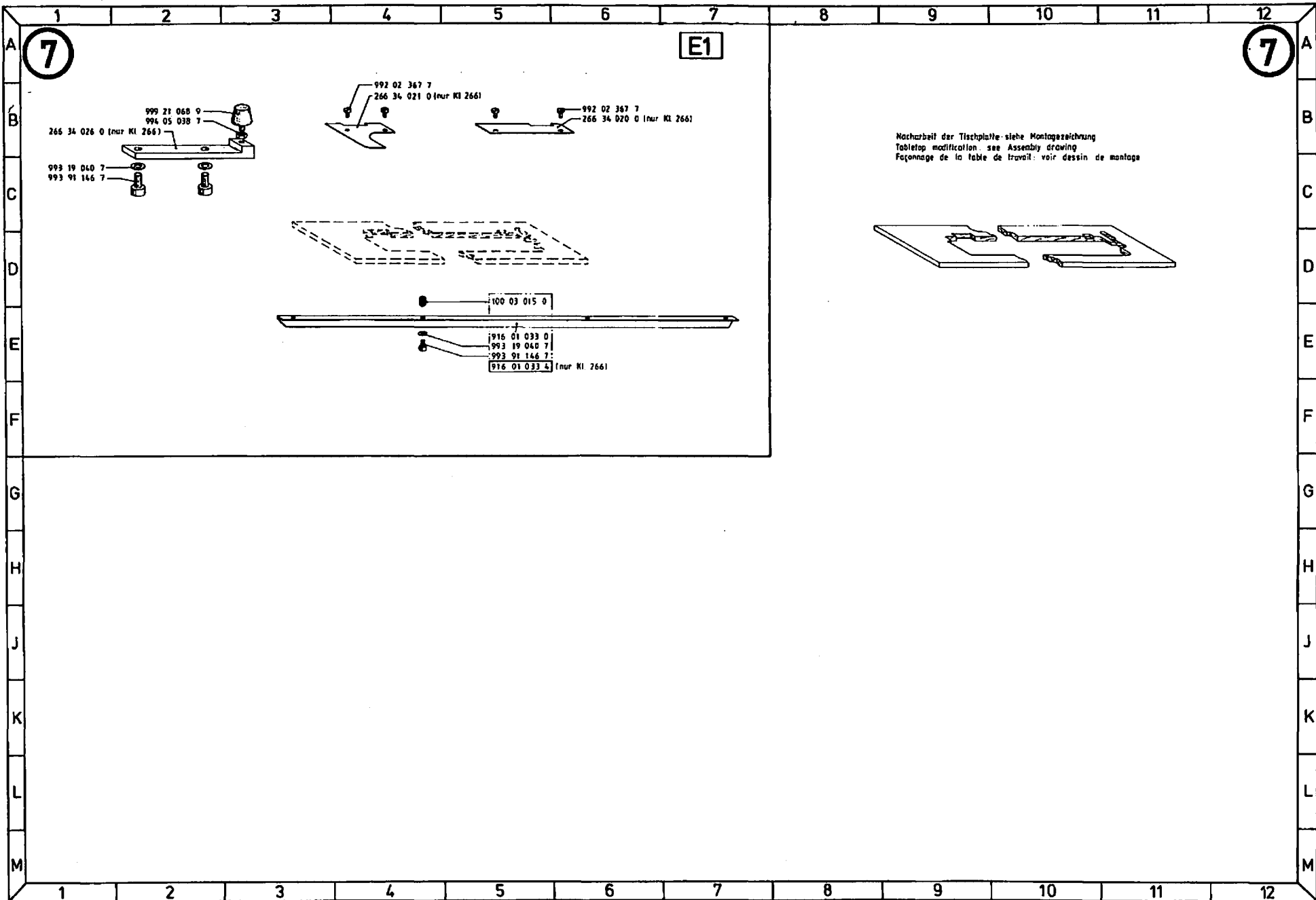


From the Library of Superior Sewing Machine & Supply LLC









From the Library of Superior Sewing Machine & Supply LLC

Teile-Nr.	Benennung	Bildtafel	Teile-Nr.	Benennung	Bildtafel
SP-WALZER			K266 34 020 0	ABDECKPLATTE, HI HINTEN	786
K100 03 015 0	EINSATZ INSERT 16X23 M88	705 7E5	K266 34 021 0	ABDECKPLATTE, VO VORN	784
K168 16 011 0	BOLZEN BOLT 3E4 3F11 4D2 4X2 5F10 5L8		K266 34 022 0	OSERTEILSTUETZE SUPPORT	5F2
K221 10 023 0	SECHSKANTSTUETZ	586	K266 34 025 0	HAUBE, VORN	5E1
K221 34 004 0	LEISTE REGLET	2D11	K266 34 026 0	STUETZE SUPPORT	781
K221 34 005 0	WELLE, UNTEN	2D8	K266 34 028 0	LASCHE SHACKLE 3D12 4E2 4K2 5E10 5K6	
K221 34 006 0	ABDECKUNG COVER	2E7	K266 34 029 0	LUEFTERHEBEL LIFTER LEVER 5L6	
K221 34 007 0	DISTANZSTUECK DISTANCE PIECE 2C9 2E11		K266 34 751 9	WALZENTRANSPORT PULLER FEED	
K221 34 010 0	WELLE, OBEN 1E6 1M7 587 5G3 6E7 5C10		K386 34 001 0	PLATTE	6A6
K221 34 011 0	PLATTE PLATE		K366 34 002 0	LAGERPLATTE	6A4
K221 34 013 0	LEISTE	2D11	K366 34 003 3	ARM V	6F2
K221 34 015 0	PLATTE PLATE 5B7 5F4		K366 34 004 0	WELLE	6E5
K221 34 016 0	GEN. BOLZEN	1K6	K366 34 005 0	GABEL	6E3
K221 34 017 0	RIEMENSCHUTZ BELT GUARD UNTEN	6A6	K366 34 006 0	LASCHE	6E3
K221 34 018 3	KOPFDECKEL HEAD COVER 5G11		K366 34 010 0	SCHUTZHAUBE	6E9
K221 34 019 0	OELFAHNSCHALE OIL DRIP PAN 5H8		K366 34 011 0	SCHUTZHAUBE	6F7
K221 34 021 0	SCHARNIERPLATTE	2F9	K366 34 040 0	PASZSCHRAUBE	6B1
K266 34 001 3	LAGERPLATTE BEARING PLATE 6H6		K366 34 041 0	BOLZEN	6F2
K266 34 005 0	WELLE, UNTEN	2D8	K366 34 042 0	SCHIEBE	6D2
K266 34 007 0	LEISTE REGLET	2D11	K366 34 042 4	HEBEL V	6E1
K266 34 008 0	ABDECKUNG COVER 2E7		K366 34 043 0	LASCHE	6E2
K266 34 009 0	ABDECKUNG COVER 2E7		K366 34 045 3	KONSOLE V	1L4
K266 34 010 0	LEISTE REGLET 2D11		K366 34 046 0	WINKEL	1K3
K266 34 011 0	WELLE/UNTEN	2D8	K366 34 047 0	RIEMENSCHIEBE D80 163	
K266 34 013 0	GABEL FORK 4X6 5E7 5K3		K366 34 048 0	ADAPTER	1G4
K266 34 014 3	DRUCKSTANGE PRESSURE ROD 3D9 4D4 4J4 5E7 5J3 6B7 6D6		K366 34 049 3	SCHUTZHAUBE V POLYSTYROL 475 K 1L2	
K266 34 015 3	ARM ARN 4L4 5E9 5L5		K366 34 751 9	WALZENTRANSPORT PULLER FEED	
K266 34 016 0	ZUGSTANGE PULL ROD 3E8 4E5 4L5 5F6 5K3 6C9		K396 16 009 0	BUCHSE BUSHING 1D5 1D9 1K7	
K266 34 017 0	BOLZEN BOLT 389 4B5 4H5 5C8 5G4 6A7		K396 25 018 0	DRUCKFEDER PRESSURE SPRING 3D3 3E9 4D4 4J4 6F7 5K3 6C7	
K266 34 019 3	LUEFTERHEBEL LIFTER LEVER 3E12 4D1 4K1 6F10 5L6		K396 33 032 0	ZAHNRIEMEN BELT 12T 5/ 410 289 2H4	
			K467 34 001 0	PLATTE	3D5
			K467 34 002 0	PLATTE PLATE 3D5	
			K467 34 003 0	BUCHSE BUSHING 3A4 3C9 4A5 4E5 5D7 5J3 6B6	
			K467 34 004 3	ARM ARN 3E2 4K6 5E6 5K2 6E4	
			K467 34 005 0	HEBEL	3F5
			K467 34 006 3	GABEL FORK 3B4	

Teile-Nr.	Benennung	Bildtafel	Teile-Nr.	Benennung	Bildtafel
K467 34 010 0	SPEZIALSCHRAUBE SPECIAL SCREW 3A4 3B9 4B5 4E5 5C8 5G4 6A6 3E2		K467 34 044 3	RIEMENSCHIEBE PULLEY D80	1E1 1E6
K467 34 011 0	LAGERBOCK PILLON BLOCK 3E2		K467 34 045 3	RIEMENSCHIEBE V D90	1E1 1E6
K467 34 012 0	PLATTE PLATE 3G4		K467 34 046 3	RIEMENSCHIEBE V D95	1E1 1E6
K467 34 013 0	BOLZEN BOLT 3D2 3E9 4E5 4L5 5F7 5K3 6D6 6F4 3F5		K467 34 047 3	RIEMENSCHIEBE V D100	1E1 1E6
K467 34 015 0	ADAPTER KPL ADAPTER CPL 3F5		K467 34 048 3	RIEMENSCHIEBE V D85	1E1 1E6
K467 34 016 0	NIPPEL NIPPLE 3C12 3D12 3E5 4E4 4K4 5C10 5D10 5H6 5J6 3E5		K467 34 052 0	SCHUTZHAUBE BONNET 2A9 2G4	
K467 34 018 0	HEBEL LEVER 3E5		K467 34 053 0	SCHUTZHAUBE BONNET 3B1 4L9 5C5 5G1	
K467 34 020 3	HEBEL LEVER 3E5		K467 34 056 0	WELLE SHAFT 3B3 3D10 3F10 4D6 4E4 4K6 4L4 5E8 6E8 5K4 5M4 6E3 2E9 2L4	
K467 34 021 3	KLOBEN BLOCK 3E5		K467 34 058 0	HALZE ROLLER	
K467 34 022 0	WELLE SHAFT 1E5 1E9 4J7		K467 34 059 0	LEISTE REGLET 2L6	
K467 34 023 0	WELLE SHAFT 1F5 1F9 4C7		K467 34 060 0	LAGERBOCK PILLON BLOCK 2C7 2H2	
K467 34 024 3	ZAHNRIEMENRAD BELT PULLEY 1F4		K467 34 061 0	WELLE SHAFT 2K3	
K467 34 026 3	KONSOLE KPL PANEL CPL 1C4 1C9		K467 34 063 3	ZAHNRAD COG WHEEL 2D7 2J3	
K467 34 029 0	WINKEL ANGLE 1C4 1C9 1H5		K467 34 064 0	ZAHNRAD COG WHEEL 2D7 2G2	
K467 34 030 0	RIEMENSCHIEBE PULLEY 1A3 1A8		K467 34 065 4	KUPPLUNG COUPLER 1F9 1M6	
K467 34 033 0	SCHUTZHAUBE BONNET 1A3 1A8		K467 34 067 0	WINKEL ANGLE 2A7 2F2	
K467 34 034 0	WINKEL ANGLE 1D2 1D6		K467 34 068 0	LAGERBOCK PILLON BLOCK 2F1D 2L4	
K467 34 035 3	ZAHNRIEMENRAD BELT PULLEY 1C4 1C9 1J5 3D2 3D9 5E7 5J3 6F8 3F4		K467 34 069 0	ABDECKUNG COVER 2L2	
K467 34 037 0	HEBEL LEVER 3C4		K467 34 070 3	HALTER HOLDER 3A3 3D7 4F8 4L8 5E5 5K1 6G6	
K467 34 038 0	FEDER SPRING 3C4		K467 34 072 0	STEBBOLZEN BOLT 3A3 3E7 4F8 4L8 5E5 5K1 6E8	
K467 34 039 0	KLOTZ LOG 3A4		K467 34 073 0	KETTENRAD CHAIN WHEEL 3A3 3B4 3D6 4D8 4F7 4J8 4H7 5C6 5E5 5H2 5J1 6E6 3C11 4B1 4H1 4J8 5E9 5K5 3C9 4A5 4G5 5D8 5M4 6A6 3F11 4E3 4K3 5D9 5L5	
K467 34 040 0	RIEMENSCHUTZ BELT GUARD 1D5 1D9 1L7				
K467 34 041 3	RIEMENSCHIEBE V D50 1D1 1D6				
K467 34 042 3	RIEMENSCHIEBE PULLEY D63 1D1 1D6				
K467 34 043 3	RIEMENSCHIEBE PULLEY D75 1D6 1E1				

Teile-Nr.	Benennung	Bildtafel	Teile-Nr.	Benennung	Bildtafel
K467 34 085 0	LEISTE REGLET	2M6	K966 51 023 0	BOLZEN BOLT	287 2J3
K467 34 086 0	ABDECKUNG COVER	2L2	K980 42 437 0	BUCHSE BUSHING	303 4C2 4E3 4J2 4K3
K467 34 087 0	WELLE SHAFT	2K3	K980 45 016 0	WELLE SHAFT	303
K467 34 088 3	ARM ARM	3F11 4F4	K990 12 007 1	KEILRIEMEN V BELT	183 1B8
K467 34 089 3	ARM ARM	308 406	K990 12 007 2	KEILRIEMEN V BELT	183 1B8
K467 34 090 0	GABEL FORK	3E9 406	K990 12 009 0	KEILRIEMEN V BELT	183 1B8 1E3
K467 34 091 0	SCHUTZHAUBE BONNET	387 4E9	K990 12 011 9	KEILRIEMEN V BELT	188
K467 34 095 0	SCHWEIBE DISC	3D2 3D5 4D8 4F7 4M7 5E5 5J1 6E6 666	K992 00 534 0	ROLLE ROLLER	6A8
K467 34 128 3	WALZE ROLLER OBEN	3E2 3F9 4F5 4L6 5G8 5H3 663	K992 02 367 7	SCHRAUBE SCREW MAX4,3	7B4 7B8
K467 34 161 0	PLATTE PLATE	4B2	K993 03 178 7	SEIKSCHRAUBE SCREW M6X16	2C9 2E11 2H4 2L6
K467 34 162 0	PLATTE PLATE	4G2	K993 03 788 7	SEIKSCHRAUBE SCREW M5X16	4C2 4H2
K467 34 752 9	WALZENTRANSPORT PULLER FEED		K993 06 142 7	SCHRAUBE SCREW MAX25	3B7
K467 34 763 9	WALZENTRANSPORT PULLER FEED		K993 06 166 7	SCHRAUBE SCREW M5X10	3D2 3D7 5E5 5G11 5K1
K467 34 764 9	WALZENTRANSPORT PULLER FEED		K993 11 134 6	SEIKSCHRAUBE SCREW MAX6	2E9 2K3
K477 34 001 0	PLATTE PLATE	3C12	K993 19 036 7	SCHWEIBE DISC 4,3	3B3
K477 34 002 0	LEISTE REGLET	2D11	K993 19 037 7	SCHWEIBE DISC B5,3	1L7 3D2 3D4 3D7 3E12 3F4 3G4 4E3 4E8
K477 34 003 0	WELLE SHAFT	3A8	K993 19 037 7	SCHWEIBE DISC B5,3	4K3 4L8 5E5 5E10 5K1 5K6 6A3 666
K477 34 004 0	WELLE SHAFT	2D8	K993 19 038 7	SCHWEIBE DISC B6,4	1C4 1C9 1D2 1D5 1D6 1D9 1E5 1E9 1F2 1F3 1F7 1F8
K477 34 005 0	ABDECKUNG COVER	2E7	K993 19 040 7	SCHWEIBE DISC B8,4	1J5 1K3 1K6 1L4 2A7 2G2 3C4 3C11 4B1 4C4 4H1 4J4 5C8 6H4 6B7
K477 34 006 0	ABDECKUNG COVER	2C6			
K477 34 011 0	BOLZEN BOLT	6C2			
K477 34 015 0	REBEL	6D1			
K477 34 751 9	WALZENTRANSPORT PULLER FEED				
K699 97 940 3	SCHLAUCH 4,0LWX1,0 PA11	6B9			
K699 97 940 0	SCHLAUCH 2,7LWX0,65 PA11	4B6 4H6			
K916 01 033 0	WINKEL ANGLE	7E5			
K916 01 033 4	WINKEL ANGLE	7E5			
K981 40 244 3	ZAHNRIEMENRAD BELT PULLEY	1E9 1M6 3B4 3B9 4C7 4J7 5B8 5G4 6D8			

Teile-Nr.	Benennung	Bildtafel	Teile-Nr.	Benennung	Bildtafel
K993 30 037 7	SCHWEIBE DISC 5,3	6D3 6E2	K993 92 109 8	GEN.STIFT MSX6	3E2 3F3 4F5 4L6 6G3
K993 34 057 7	MUTTER NUT M5	3F4	K993 92 111 7	GENIESTIFT THREADED PIN MSX10	1G4 2E9 2L4 3F9 3G9 6G8 5L4 5M4
K993 34 058 7	MUTTER NUT M5	1D5 1D9 1K6 1L4 3E8 5E6	K993 92 116 7	GENIESTIFT THREADED PIN MSX30	2B7 2E2
K993 34 059 7	MUTTER NUT M8	4E5 4L5 6C9	K993 92 126 7	GENIESTIFT THREADED PIN MSX30	3F5
K993 91 102 7	SCHRAUBE SCREW MSX10	1E4 3F11 4E8 4L8 5G9 5L5 6C3 6D6 666	K993 95 081 8	GENIESTIFT THREADED PIN MAX5	3A3 3D6 4F7 4L7 5E5 5J1 6E6
K993 91 102 8	SCHRAUBE SCREW MSX10	6D3	K993 97 098 7	SCHRAUBE SCREW MAX8	1B1 1B5 1H1 2A9 2D7 2E7 2G4 2H1 2J2 2K2 3B1 3B7 4E9 4R9 6B5 6G1
K993 91 103 7	SCHRAUBE SCREW MSX12	1E9 3D4 3E5 3E12 4D3 4E4 4K3 4K4 5F10 5K6	K994 03 201 7	SCHRAUBE SCREW MAX35	2F11
K993 91 104 7	SCHRAUBE SCREW MSX16	3E6 3F11 4E2 4K2 5G10 6L6 6B3	K994 04 281 7	SCHRAUBE SCREW MAX18	5A7
K993 91 106 7	SCHRAUBE SCREW MSX20	1E5 1E9 1L7 3E10 3D10 3F4 4E3 4K3 5C8 5E8 5H4 5J4 6A3 6C3	K994 04 284 7	SCHRAUBE SCREW MAX25	6G4
K993 91 106 8	ZYL.SCHR. MSX20	4C2 4H2	K994 04 292 7	SCHRAUBE SCREW MAX60	1E2 1E7 1L3
K993 91 108 7	SCHRAUBE SCREW MSX25	4B2 4G2	K994 05 037 7	MUTTER NUT M5	3D12 4E2 5E10 5K6
K993 91 110 7	SCHRAUBE SCREW MSX35	3F4	K994 05 038 7	MUTTER NUT M6	1D2 1D6 1E2 1E3 1E7 1E8 1L3 2A7 2B7 2F2 4C4 4H4 4J4 4K2 7B2
K993 91 123 7	SCHRAUBE SCREW MAX12	1E3 1E8 1J5	K994 05 040 7	MUTTER NUT M8	1E2 1E7 1K6 1L3 5F4
K993 91 124 7	SCHRAUBE SCREW MAX16	1D4 1D9 1K6 3C4 3C11 5C8 5H4	K994 05 093 0	BKT.MUTTER M6	6B7 6C5
K993 91 125 7	SCHRAUBE SCREW MAX18	1D2 1D5 1D6 1D9 1K3	K994 38 064 8	SPANNHUELSE CLAMPING SLEEVE 3X10	3E2
K993 91 126 8	ZYL.SCHR. MSX20	6D6	K994 38 068 8	SPANNHUELSE CLAMPING SLEEVE 3X18	2D7 2H2
K993 91 128 7	ZYL.SCHR. MSX25	4B1 4H1	K994 38 107 8	SPANNHUELSE CLAMPING SLEEVE 5X16	2F11 2M6
K993 91 146 7	SCHRAUBE SCREW MAX20	7C1 7E5	K994 38 129 8	SPANNHUELSE CLAMPING SLEEVE 6X20	6C1
K993 92 099 8	GEN.STIFT MSX6 45H SCHWARZ	1C4 1C9 1J5 4C7 4J7 6D8 6F8	K994 39 513 0	HUTMUTTER CAPNUT M5	1L4
K993 92 100 8	GENIESTIFT THREADED PIN MSX8	1G3			

Teile-Nr.	Benennung	Bildtafel	Teile-Nr.	Benennung	Bildtafel
994 46 111 8	ZYL.SCHR. M6X12	2N6 6D6	K999 21 081 5	ZAHNRIEMEN BELT	1C4 1C9 1J5
994 46 112 7	ZYL.SCHR. M6X16	6B3		BT 5/ 365	
994 80 146 7	SCHLEIBE DISC	3D12 3F11 4E4 4K2 5E10 5G10	K999 21 083 1	GELENKLAGER BEARING	3B9 4B5 4G5 5C8 5G4 6A6
	B5,3	5K6 5L6 6G3		GE 12 UK	
996 01 086 8	SICHERES RING CIRCLIP	3D2 4E6 4K6 6G3	K999 21 088 5	GEHAEUSE HOUSING	1E3 1E8 1L5 3B10 3C4 4B2
	10X1			12 X 28,6	4H2 5C8 5H4 6C8
996 01 088 8	SICHERES RING CIRCLIP	2E9 2F10 2M4	K999 21 088 6	ZAHNRIEMEN BELT	3A8 3B4 3D9 4C7 4H7 5B7 5D7 5G3
	12X1			12T 5/ 255	5J3 6D8
996 02 138 8	SICHERES RING CIRCLIP	2E9 2F10 2M4	K999 22 047 6	HUELSE BUSH	
	32X1,2			AA40, 3K10	
996 07 006 8	SICHERGSSCHLEIBE SAFETY DISC	6E2	K999 22 051 9	VENTIL VALVE	
	3,2			MANUELL- G1/8"	
996 07 007 8	SICHERGSSCHLEIBE SAFETY DISC	5B7 3E5 3E12 4B5 4D1 4H6	K999 22 087 4	ZYLINDER CYLINDER	3B7 4B6 4H5 5C6 5H2 6A9
	4	4K1 5C6 6F10 5H2 6L6 6A9	K999 22 076 4	VENTIL VALVE	
996 07 010 8	SICHERGSSCHLEIBE SAFETY DISC	2D9 2J3		ODER-ELEM.STECKBAR	
	7		K999 23 052 3	NADELHUELSE NEEDLE SOCKET	3A3 3D7 4D8 4K8 5E5 5J1 6E6
996 08 656 0	RI KUGELLAGER BALL BEARING	2C7 2F10 2G2		HK 0609	
	B201.2RSR	2M4	K999 23 056 3	NADELHUELSE NEEDLE SOCKET	2D7 2J3
996 12 042 0	STELLRING ADJ RING	6F4		HK 0912	
	A 10		K999 23 210 3	NADELHUELSE NEEDLE SOCKET	3A9 3D10 3E7 3F11 3G4 4D6
996 13 136 0	KUGELKOPF SPHERIC BUTTON	3F4 4C1 4H1 6D1		HK 1012	4F4 4F7 4K6 4L4 4M7 5E8 6F5 6G9 5K1 5K4 5L5 6E5 6F2 6G4
	C 25 N 6		K999 24 038 5	VERSCHRAUBUNG COUPLING	4C6 4H6
996 40 002 0	ROLLENKETTE CHAIN	3B7 3C1 4F7 4L7 5C6 5G2 6G5		R 1/8"D 4	
	1X 6X2,8		K999 24 039 2	VERSCHRAUBUNG COUPLING	6B9
996 40 002 3	KETTENGLIED CHAIN LINK	3C1 3C6 4F8 4M8 5D5 5J1 6G5		R 1/8"D 6	
	1X 6X2,8		K999 29 003 2	GETRIEBE KPL GEAR CPL	1B4 1B9 1H5
996 40 002 5	KETTENGLIED CHAIN LINK	3C1 3D7 4F7 4L7 5D5 5J1 6G5		SK 4	
	1X 6X2,8				
998 88 208 0	PASS SCHLEIBE WASHER	6E6			
	8X14X1				
999 19 021 8	KAPPE CAP	5B5 5F2			
	K14SCHWARZ				
999 21 068 9	PUFFER BUFFER	7B2			
	25444				
999 21 081 4	DRUCKSTUECK PRESSURE PIECE	6C5			
	M 10				